

Daily operator maintenance.




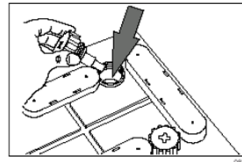
6200E

Follow steps 1/ 2/ 3/ 4/ 5.

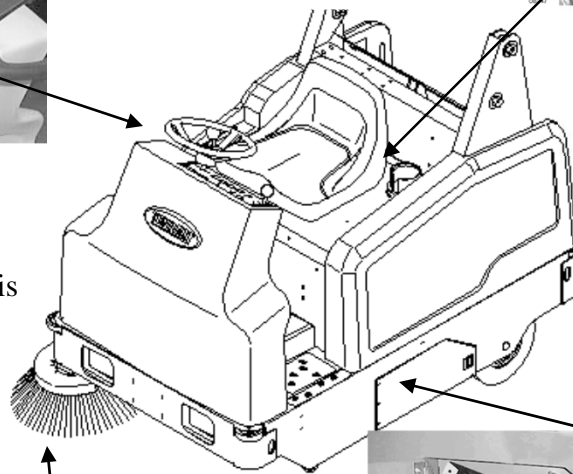

5. Shake Hopper dust filter and empty hopper.



1. Check and charge batteries.



4. Recharge the batteries ONLY after a total of 30 minutes or more of use. This will prolong battery life.



3. Check for damage, wear, and adjustment.

2. Check for damage, wear and adjustment.



Get out of trouble:

Excessive dusting:



Fuse tripped / Vacuum fan off / Brush skirts and dust seals worn, damaged / Hopper dust filter clogged / Vacuum tube obstructed / Vacuum fan failure / Hopper full / Hopper dump door open / Thermo Sentry tripped.

Poor sweeping performance:



Fuse tripped / Brush bristles worn / Main and side brushes not adjusted properly / Debris caught in main brush drive mechanism / Main brush drive failure / Side brush drive failure / Hopper full / Hopper lip skirts worn or damaged / Large debris trap damaged.

No machine power:



Fuse tripped / Power kill switch on / Low battery power / Battery disconnected.

Machine does not propel:



Power kill switch on / Low or dead batteries / Operator not in seat. / Drive pedal engaged.