

Daily operator maintenance.

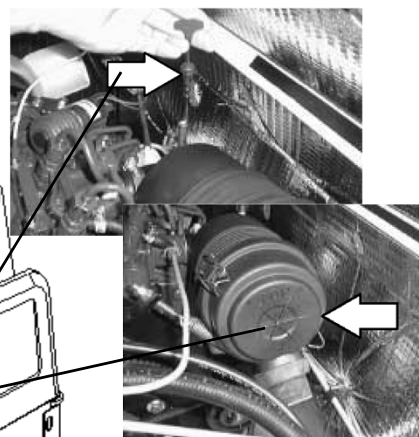
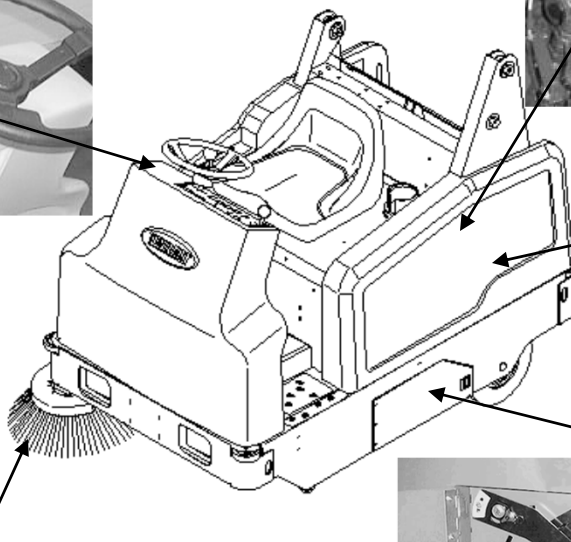


Follow steps 1/ 2/ 3/ 4.


6200 IC

1. Check oil level, check air intake and cooling areas for debris.

4. Shake Hopper dust filter and empty hopper.



3. Check for damage, wear, and adjustment.



2. Check for damage, wear and adjustment.

Get out of trouble:

Excessive dusting:



Vacuum fan off / Brush skirts and dust seals worn or damaged / Hopper dust filter clogged / Hopper full / Vacuum tube obstructed / Vacuum fan failure / Hopper Dump Door open / Thermo Sentry tripped.

Poor sweeping performance:



Brush bristles worn / Main and side brushes not adjusted properly / Debris caught in main brush drive mechanism / Side brush drive failure / Large debris trap damaged / Hopper dust filter clogged or Hopper full.

Machine will not start:



Engine oil level low / Fuel tank low or valve closed / Fuse tripped / Starting solenoid not engaging.