






Unscrew these 5pcs of screws highlighted on above photo on the bottom to open the housing





Open the housing



Tear off the rating label, and screw off to release the pump





Disconnect the hose from the housing



Disconnect the wire on pressure switch





4). Screw the male connector to the female connector on the motor base. If it is not firmly, use a spanner.

