



LINDHAUS[®]
QUALITY CLEANING EQUIPMENT



LW 30 pro
High Tech Scrubber

LW 38 pro
High Tech Scrubber

LW 30 pro

High Tech Scrubber

LW 38 pro

High Tech Scrubber

Lindhaus' many years of experience in the manufacturing of professional carpet cleaners has lead to the creation of this revolutionary floor scrubber. Lindhaus manufactures the LW 30 - 38 pro machine with all the qualities and performance of large industrial scrubbers eliminating the bulky design, heavy weight and difficult maneuverability.

This unique machine combines lightweight, agility, and practicality by utilizing simple water loading and unloading operations with the amazing power to remove the most stubborn dirt and grime.

The custom designed motors are created exclusively for this machine by sister company Rotafil, a company world renowned for producing the highest quality motors:

1. High efficiency by-pass vacuum motor provides extraordinary performance of suction and air-flow
2. Universal brush motor controls the brush speed with perfect precision and provides overload protection with a reliable electronic system.
3. The dosing pump dispenses the exact amount of water to be uniformly distributed on the brush without wasted cleaning solution

The professional scrubbing brush is designed to clean and protect most hard surfaces, however a gentle brush is available for delicate surfaces and a more aggressive brush is available for heavy duty cleaning requirements.

The environmentally friendly Lindhaus cleaning solutions have been specifically created for the LW pro in conjunction with a researcher that is a leader in this field. The LW pro provides effective cleaning when mixed at a ratio of 1%. This reduced cleaning solution usage results in time and cost savings while protecting the environment.




FLOOR WASHING

Lindhaus LW 30 - 38 pro is the perfect machine for washing hard floor surfaces ranging from the roughest to the most delicate. Its versatility along with the low profile base and the sleek upright body make it effortless to use with sparkling results. The floor remains perfectly dry allowing you to use the cleaned area immediately.



Hard work, long drying and ineffective washing?
No thanks!
LW 30 - 38 pro is the solution.



With a comfortable optional accessory it is possible the injection/extraction of fabrics like car, sofas, and chairs. Simply remove the suction hose and apply the washing kit. The new kit for washing and drying of windows, stairs, and difficult to reach areas is now available (optional).



EASY TO TRANSPORT

The four rubber wheels and the ability to tilt the machine allow you to move the machine from one place to another without any problem. The extremely light total weight and the comfortable handles make it easy to lift and transport the machine on stairs or to load it on cars.




INTEGRATED TANKS

The clean and soiled water tanks are integrated in one unique container. With a simple movement you release the tank, empty the soiled water and refill it with ordinary tap water and fresh cleaning solution.




DOSED DETERGENT

The tank's cap is also a dispensing device for your cleaning solutions. Just 1% of the Lindhaus detergent is all you need for thorough cleaning. The impact on the environment is reduced to a minimum. The LW pro requires 10 times less water and cleaning solution than any manual or mechanical washing system available on the market today.




THE WORLD LOWEST PROFILE

The base height is 14 cm (5,5in.) only and it allows easy access under low furniture. The remarkable inclination of the vertical suction body permits washing under tables.



EXTRAORDINARY SUCTION

The high efficiency suction motor with 800 Watts of power, along with the precise design of the suction circuit, obtain perfect washing and drying capabilities in both directions. The cleaning components and floor squeegees can be easily removed without any tools for a quick rinse after using the machine.



LONG WASHING TIME

The clean water/cleaning solution tank allows you to clean for up to 9 minutes. The 4 non marking rubber wheels and the brush pressure adjustment, allow to use the machine on polished and uneven floors.



LW 30 pro
High Tech Scrubber

LW 38 pro
High Tech Scrubber

3 - FUNCTIONS

All the machine's motor functions are located on the wand and can be independently controlled by the touch of a finger.

4 - VERY MANEUVRABLE

The machine runs easily and with the maximum manoeuvrability on the four rubber wheels. The brush roll which is available in various hardness of the bristles is kept uniformly wet by a set of injectors. The suction is perfect in both directions thanks to the two squeegee nozzles working simultaneously.

5 - EASY BRUSH ROLL REPLACEMENT

The brush can be changed without any tools and takes only a few seconds. Just unhook the side support and remove the brush from underneath.



1- ELECTRONIC CONTROL

A sophisticated electronic control which allows the gradual starting of the brush motor keeps perfectly steady the RPM and controls the overload indicating by the two lights the correct brush pressure which is adjustable with the knob showed in the picture.



2 - QUICK CONNECTION

Located on the back of the machine there is a quick connection which provides the injection/extraction function. Located on the transport handle there is a lower cord hook.



3 - PATENTED LIGHTNESS

The brush motor is located in the base and the high efficiency by-pass vacuum motor is positioned in the rotation axis of the vertical body. Consequently the handle's weight with full tank is for the operator 1,3 kg (2.8 lbs) only.



TOTAL PROTECTION

The machine is equipped with a soft rubber front bumper and 4 rubber side rolls. This prevents damage to furniture and allows you to clean close to the wall on both sides without marks.

Optional brush and padded rollers are available.



TECHNICAL DATA	LW 30 pro	LW 38 pro
Input power (Watt)	1100	1100
Water lift (inch/H ₂ O) / mm/H ₂ O	(79) 2000	(79) 2000
Air volume (CFM) / lt./sec.	(98) 46	(98) 46
Brush motor (Watt)	250	250
Constant brush roll speed (RPM)	1800	1800
Electronic overload control	Standard	Standard
Brush width (inch) / mm	(10") / 255	(13") / 335
Suction width mm / (inch)	(11") / 275	(14") / 355
Working capability (sq.ft/h) / sqm/h	(2600) / 250	(3400) / 320
Dosing pump	Standard	Standard
Spray/extraction kit	Optional	Optional
Detergent container (lt.)	2.6	2.6
Recovering water container (lt.)	2.6	2.6
Total weight empty w/out cord (lbs) / kg.	(22.5) / 10.2	(23.3) / 10.6
Handle weight (lbs) / kg.	(2.8) / 1.3	(2.8) / 1.3
Cord length (feet) / mt.	(35) / 10	(35) / 10
Double insulation (exc. USA and Canada)	Standard	Standard

Approvals: Europe U.S.A. Russia

The company Lindhaus s.r.l. reserves its right to make any modifications without prior notice.

LINDHAUS s.r.l.
Via Belgio, 22 Z.I.
35127 Padova - Italy
Ph. +39 049 8700307
Fax +39 049 8700605
e-mail: vacuum@lindhaus.it
www.lindhaus.it

Dealer

LINDHAUS U.S.A.
Minneapolis - Minnesota
U.S.A.
e-mail: info@lindhaus.com
www.lindhaus.com